

**PROPRIETARY DATA:**

This document and information contained may not be reproduced, used or disclosed without prior written permission of WESTCOR a division of VICOR Corporation.

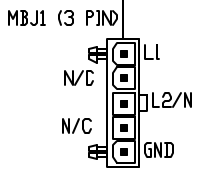
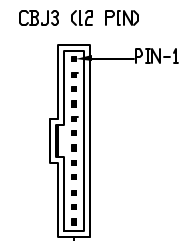
NOTE: DETAILED DESIGN GUIDE LINES ARE AVAILABLE @ [www.vicorpower.com](http://www.vicorpower.com)

REVISION HISTORY				
ECO	REV	DESCRIPTION	DATE	APPROVED
948	A	PRODUCTION RELEASE	08/13/01	RBD
---	AI	ADDED BUSS BAR & DIMS	10/23/01	RME
1137	B	CHG MTG SCREW FR: 4 TO 3MM, AND MISC DWG UPDATES	03/08/02	RME
1289	C	ADD HI POWER KIT AND CHG AC INPUT PINS TO 12AMP	8/01/04	LGK
1392	C1	UPDATED DWG TO REFLECT NEW MODEL	8/6/04	RME

**GB E/D INTERFACE CONNECTOR**

MATING CONNECTOR:   
 HOUSING: MOLEX (50-57-9412)  
 SOCKET CRIMP 24-30 AWG MOLEX (16-02-0097)  
 CRIMP TOOL: MOLEX (11-01-0209)

3 PIN	DESCRIPTION
1	SGND
2	PCR
3	ACOK
4	ED6
5	ED5
6	ED4
7	ED3
8	ED2
9	ED1
10	GSD
11	PGDV
12	+5 VS



**MBJ1 A/C INPUT**

MATING CONNECTOR:   
 HOUSING: MOLEX (39-01-4051)  
 SOCKET CRIMP 12AMP 16 AWG MOLEX (44476-3112)  
 CRIMP TOOL: MOLEX (11-01-0199)

**NOTES: UNLESS OTHERWISE SPECIFIED**

- WITH OPTIONAL BUSBAR
- DIMENSIONS SHOWN ARE FROM BOTTOM SURFACE. MOUNTING PEMNUTS EXTEND .010 PAST BOTTOM SURFACE
- ED / REFERENCE DESIGNATION LEGEND:  
 MB = MOTHER BOARD  
 CB = CONTROL BOARD  
 S1 = DAUGHTER BOARD MODULES ED 1 THRU 3  
 S2 = DAUGHTER BOARD MODULES ED 4 THRU 6
- CONNECTOR PART NUMBERS SPECIFIED ARE MOLEX, EQUIVALENT PARTS MAY BE USED.
- A COMPLETE SET OF MATING CONNECTORS CAN BE PURCHASED FROM WESTCOR BY SPECIFYING CONNECTOR KIT P/N 19-130044 A KIT CONTAINING 40 EA OF THE HI POWER 12 AMP 16 AWG CRIMP PINS IS P/N: 19-130050

**S1/S2 J1 REMOTE SENSE/OUTPUT CONNECTORS**

MATING CONNECTORS:  
 18 PIN HOUSING MOLEX (39-01-2180)  
 16 PIN HOUSING MOLEX (39-01-2160)  
 SOCKET CRIMP 18-24 AWG MOLEX (39-00-0039)  
 CRIMP TOOL: MOLEX (11-01-0197)

**S1/S2 J1 (16 PIN, TRIPLE MICRO MODULES)**

PIN DESCRIPTION PIN DESCRIPTION

1 ** +V OUT M3	9 ** +V OUT M3
2 ** -V OUT M3	10 ** -V OUT M3
3 TRIM M3	11 N/C
4 ** +V OUT M2	12 ** +V OUT M2
5 ** -V OUT M2	13 ** -V OUT M2
6 TRIM M2	14 TRIM M1
7 ** +V OUT M1	15 ** +V OUT M1
8 ** -V OUT M1	16 ** -V OUT M1

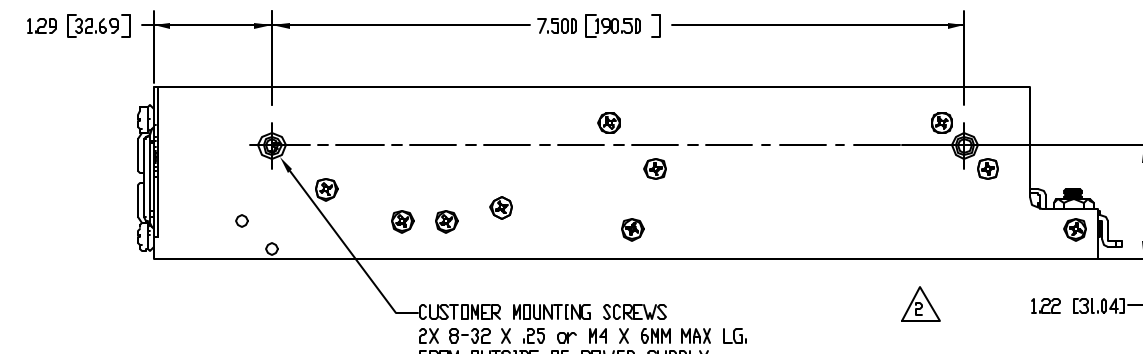
**\*\* S1/S2 J1 OUTPUT PINS OVER 9AMPS PER CONTACT**

MATING CONNECTORS:  
 18 PIN HOUSING MOLEX (39-01-2180)  
 SOCKET CRIMP 12AMP 16 AWG MOLEX (44476-3112)  
 CRIMP TOOL: MOLEX (11-01-0199)

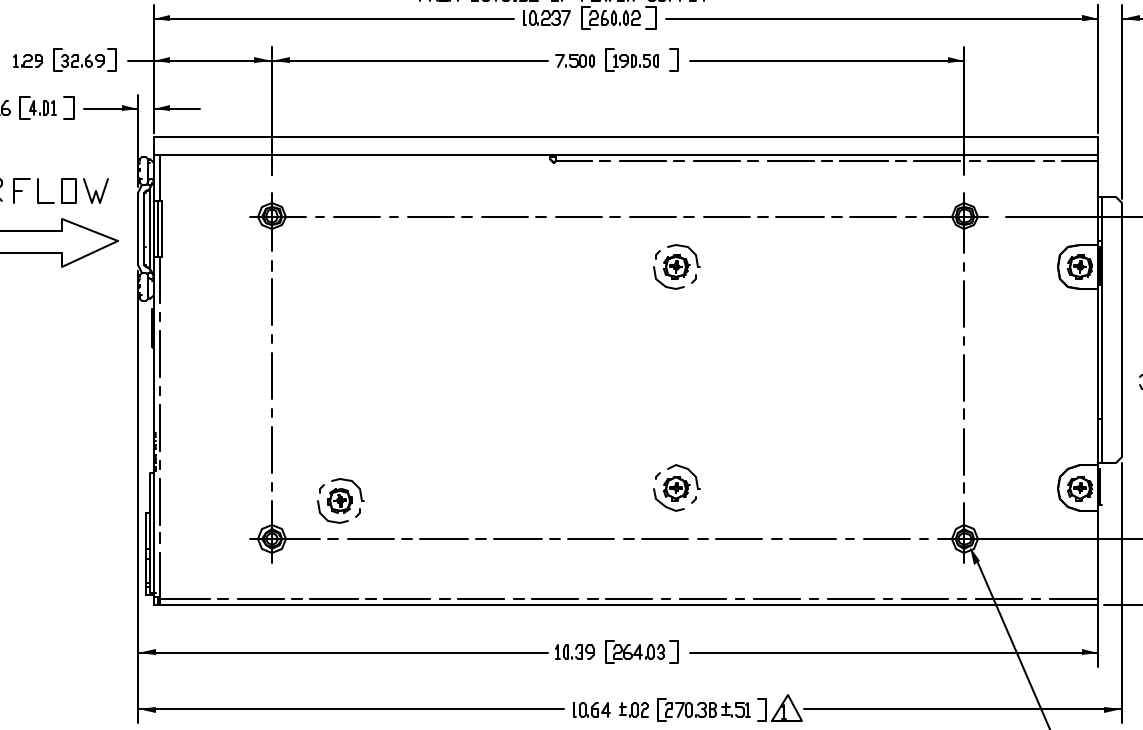
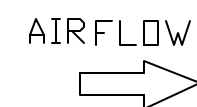
**S1/S2 J1 (18 PIN, DUAL MINI & VI-J00 MODULES)**

PIN DESCRIPTION PIN DESCRIPTION

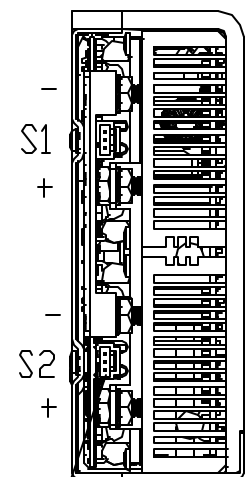
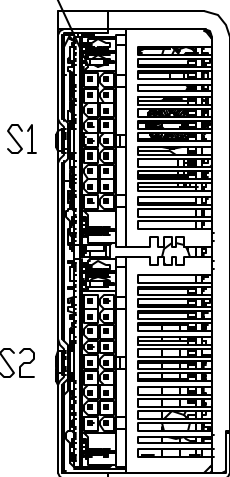
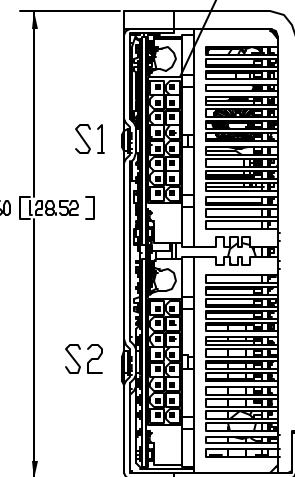
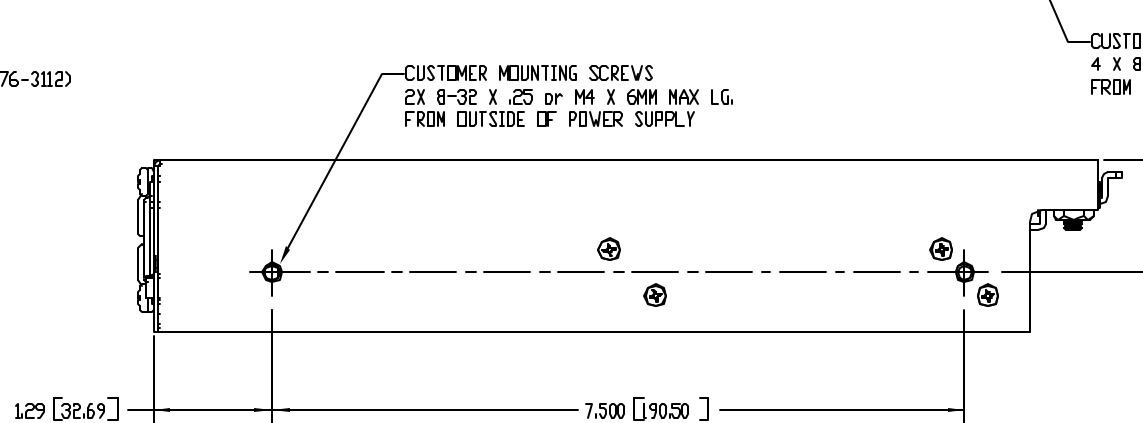
1 ** +V OUT M2	10 ** +V OUT M2
2 ** -V OUT M2	11 ** +V OUT M2
3 ** -V OUT M2	12 ** -V OUT M2
4 + SENSE M2	13 + SENSE M1
5 - SENSE M2	14 TRIM M2
6 TRIM M1	15 - SENSE M1
7 ** +V OUT M1	16 ** +V OUT M1
8 ** +V OUT M1	17 ** - OUT M1
9 ** -V OUT M1	18 ** - OUT M1



CUSTOMER MOUNTING SCREWS  
 2X 8-32 X .25 or M4 X 6MM MAX LG.  
 FROM OUTSIDE OF POWER SUPPLY



CUSTOMER MOUNTING SCREWS  
 4 X 8-32 X .12 or 4M X 3MM MAX LG  
 FROM OUTSIDE OF POWER SUPPLY



**S1/S2 J2 (3 PIN, VI-200/MAXI MODULE)**

TRIM PIN  
 + REMOTE SENSE  
 - REMOTE SENSE

**S1/S2 J2 REMOTE SENSE/TRIM PIN ACCESS CONNECTOR**

MATING CONNECTOR: (WESTCOR KIT P/N: 19-130044)   
 HOUSING: MOLEX (50-57-9403)  
 SOCKET CRIMP 24-30 AWG MOLEX (16-02-0103)  
 CRIMP TOOL: MOLEX (11-01-0208)

ITEM NO	PART OR IDENTIFYING NO	QUANTITY	DESCRIPTION	MATERIAL SPECIFICATION	QTY REQD
UNLESS OTHERWISE SPECIFIED DIMENSIONS ARE IN INCHES FRACTIONS DECIMALS ANGLES ± 1/32 .XX ± .01 .XXX ± .005					
MATERIAL		FINISH		APPROVALS	
NEXT ASSY		USED ON		DATE	
APPLICATION DO NOT SCALE DRAWING					

WESTCOR a division of  
VICOR Corp.

OUTLINE DRAWING  
PFC MICRO

SIZE DWG NO: 08-130101-01

SCALE: 1:1 FILENAME: 08-130101-01 SHEET 1 OF 1